

**NORTH UNION LSD  
FINANCIAL REPORT**

**OCTOBER 2023**



# ACCOUNT RECONCILIATION



# NORTH UNION LOCAL SCHOOL DISTRICT

Date - October 2023

## CASH RECONCILIATION REPORT

		<b>Total Fund Balance:</b>	\$17,569,971.05
Gross Depository (Bank) Balance:		\$5,283,727.09	
Richwood Banking Company			
Certificates of Deposit:	\$3,044,000.00	CD's - Multi Bank Securities	
Other Securities:	\$9,393,864.27	STAR Ohio	
Other Investments:	\$0.00		
	<b>Total Investments:</b>	\$12,437,864.27	
	Cash in Transit to Depository:	\$0.00	
	Petty Cash Balance:	\$25.00	
	<b>Total:</b>	\$17,721,616.36	
	Total Outstanding Checks:	-\$151,645.31	
	Adjustments:	\$0.00	
		<b>Reconciliation Balance:</b>	\$17,569,971.05

\*Note - This calculation will not tie to the check register included in this packet.

The check register enclosed details all checks issued for October.

This figure comprises total outstanding checks as of 10/31/2023.

**SUMMARY OF RELEVANT FUND DATA**  
**October 31, 2023**

**FUND ACCOUNTS (CASH) FINANCIAL REPORT**

	<u>AMOUNT</u>
GENERAL FUND BALANCE.....	<b>\$15,503,264.61</b>
TOTAL ALL FUNDS.....	<b>\$17,569,971.05</b>
OCTOBER GENERAL FUND RECEIPTS.....	<b>\$2,007,802.51</b>
OCTOBER GENERAL FUND EXPENDITURES.....	<b>\$1,706,700.85</b>
TOTAL OCTOBER RECEIPTS.....	<b>\$2,262,603.20</b>
TOTAL OCTOBER EXPENDITURES.....	<b>\$2,052,968.80</b>
PETTY CASH.....	<b>\$25.00</b>

**CHECK LIST FOR CURRENT ACCOUNTING MONTH**

TOTAL CHECKS ISSUED IN OCTOBER.....	<b>\$2,293,108.01</b>
Includes Voided Checks Amounts	

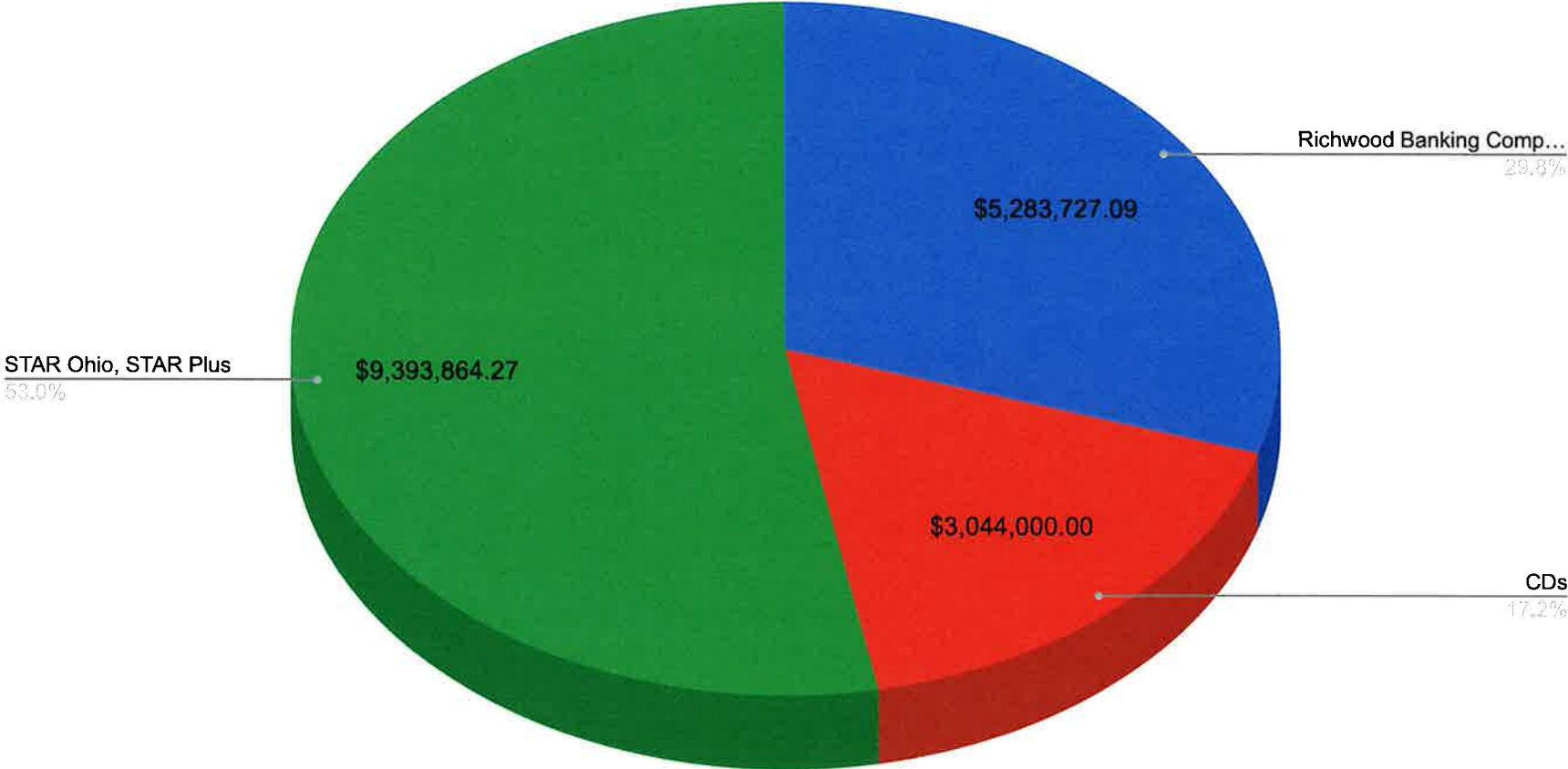
# INVESTMENT

## SUMMARY

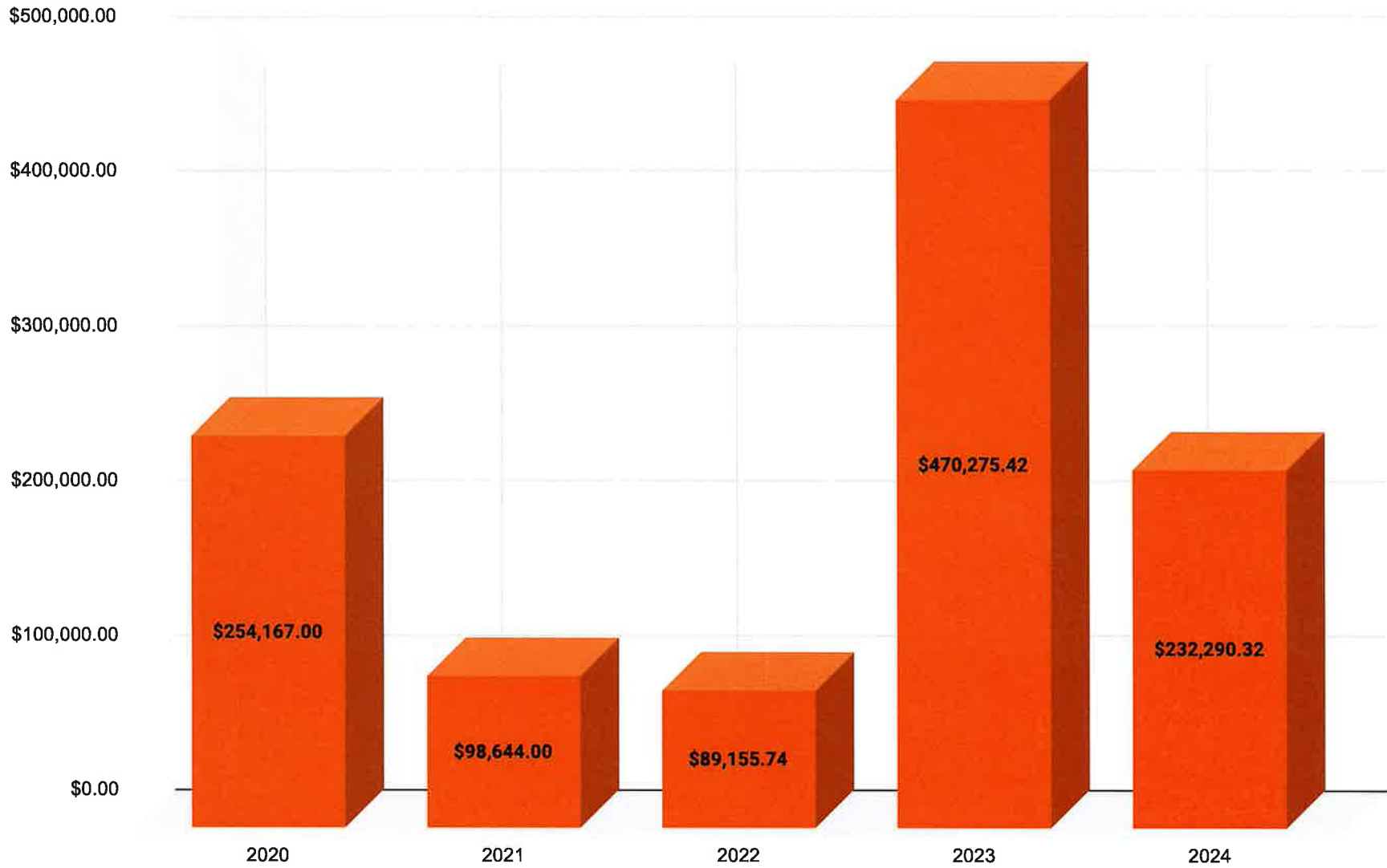


# Disbursement Of Funds

As of 10/31/2023



## Interest Earning Comparison



2024 Earnings As of October 2023

# SUMMARY OF AVAILABLE CASH BY FUND





## Summary of Available Cash Accounting Month - 10/2023

Fund #	Fund Name	Beginning Balance as of 07/01/2023	Receipts	Fiscal Year To Date		Ending Balance 10/31/2023
				Expenditures	Encumbrances	
0010000	General	\$ 10,187,934.19	\$ 7,686,533.77	\$ 6,100,377.98	\$ 1,707,402.99	\$ 10,066,686.99
0019121	General - HB 412 Supplies	\$ 1,889,680.57	\$ 400,000.00	\$ 137,391.21	\$ 166,683.75	\$ 1,985,605.61
0019122	General - HB 412 Capital Outlay	\$ 1,603,977.07	\$ 400,000.00	\$ 761,778.41	\$ 263,346.78	\$ 978,851.88
0019123	General - HB 412 Reserve	\$ 334,686.61	\$ -	\$ -	\$ -	\$ 334,686.61
0020000	Bond Retirement	\$ 400,840.96	\$ 276,536.49	\$ 4,324.80	\$ 596,430.00	\$ 76,622.65
0030000	Permanent Improvement Fund	\$ 308,414.01	\$ 146,736.09	\$ 460,470.09	\$ 27,611.55	\$ (32,931.54)
0060000	Food Services	\$ 207,479.96	\$ 182,968.05	\$ 301,981.78	\$ 305,761.18	\$ (217,294.95)
0070000	Scholarships	\$ 198,400.36	\$ 2,416.25	\$ 9,800.00	\$ 2,500.00	\$ 188,516.61
0180000	Public School Support	\$ 115,815.98	\$ 26,590.77	\$ 18,393.33	\$ 56,918.87	\$ 67,094.55
0340000	Capital Maintenance Fund	\$ 613,974.01	\$ 33,182.62	\$ 523.94	\$ 151,261.80	\$ 495,370.89
0709021	Impact60/Daniels - FY 2021	\$ 44,415.83	\$ -	\$ 7,680.00	\$ 33,828.04	\$ 2,907.79
2000000	Activity Accounts - Student Managed	\$ 66,534.22	\$ 13,692.97	\$ 12,304.62	\$ 9,098.32	\$ 58,824.25
3000000	Activity Accounts - Advisor Managed	\$ 168,784.36	\$ 101,525.21	\$ 90,426.94	\$ 184,398.10	\$ (4,515.47)
4510000	Data Communications Grant	\$ -	\$ 138.30	\$ 138.30	\$ -	\$ -
4670000	Student Wellness and Success	\$ 275,244.35	\$ -	\$ 68,474.97	\$ 92,534.74	\$ 114,234.64
4999023	AG School Safety Grant - FY 2023	\$ -	\$ -	\$ -	\$ -	\$ -
5070000	ESSER (CARES/ARP) Grant	\$ 25,070.02	\$ 38,526.57	\$ 92,737.72	\$ 18,099.35	\$ (47,240.48)
5079023	ARP Homeless Targeted Support Grant FY23	\$ -	\$ -	\$ -	\$ 12,000.00	\$ (12,000.00)
5160000	IDEA Part B	\$ 1,505.29	\$ 34,374.37	\$ 109,791.32	\$ -	\$ (73,911.66)
5169222	IDEA-B ARP Grant	\$ -	\$ -	\$ -	\$ -	\$ -
5720000	Title I Grant	\$ 514.10	\$ 25,661.63	\$ 60,048.52	\$ 300.00	\$ (34,172.79)
5720100	Expanding Opportunities	\$ -	\$ -	\$ -	\$ -	\$ -
5840000	Title IV-A - Student Support	\$ -	\$ -	\$ 5,540.00	\$ 7,234.88	\$ (12,774.88)
5870000	Preschool Disabilities Grant	\$ -	\$ -	\$ -	\$ -	\$ -
5879222	Preschool Disabilities ARP Grant	\$ -	\$ 655.20	\$ 655.20	\$ -	\$ -
5900000	Title II-A	\$ -	\$ -	\$ -	\$ -	\$ -
599-9023	School Safety Grant - FY 2023	\$ 17,985.76	\$ -	\$ 17,985.76	\$ -	\$ -
599-9123	NLSP Cafeteria Equipment Grant FY 23	\$ -	\$ 35,000.00	\$ 35,000.00	\$ -	\$ -
<b>Totals</b>		<b>\$ 16,461,257.65</b>	<b>\$ 9,404,538.29</b>	<b>\$ 8,295,824.89</b>	<b>\$ 3,635,410.35</b>	<b>\$ 13,934,560.70</b>

## Summary of Available Cash Accounting Month - 10/2023

### Curent Month Activity

Fund #	Fund Name	Beginning Balance as of 10/01/2023	Receipts	Current Month Expenditures	Encumbrances	Ending Balance 10/31/2023
0010000	General	\$ 11,348,736.66	\$ 2,007,802.51	\$ 1,582,449.19	\$ 1,707,402.99	\$ 10,066,686.99
0019121	General - HB 412 Supplies	\$ 2,218,147.95	\$ -	\$ 65,858.59	\$ 166,683.75	\$ 1,985,605.61
0019122	General - HB 412 Capital Outlay	\$ 1,300,591.73	\$ -	\$ 58,393.07	\$ 263,346.78	\$ 978,851.88
0019123	General - HB 412 Reserve	\$ 334,686.61	\$ -	\$ -	\$ -	\$ 334,686.61
0020000	Bond Retirement	\$ 636,368.41	\$ 36,684.24	\$ -	\$ 596,430.00	\$ 76,622.65
0030000	Permanent Improvement Fund	\$ 66,235.68	\$ 19,445.78	\$ 91,001.45	\$ 27,611.55	\$ (32,931.54)
0060000	Food Services	\$ 104,992.78	\$ 87,170.25	\$ 103,696.80	\$ 305,761.18	\$ (217,294.95)
0070000	Scholarships	\$ 189,711.99	\$ 1,304.62	\$ -	\$ 2,500.00	\$ 188,516.61
0180000	Public School Support	\$ 119,769.22	\$ 14,708.91	\$ 10,464.71	\$ 56,918.87	\$ 67,094.55
0340000	Capital Maintenance Fund	\$ 642,620.48	\$ 4,012.21	\$ -	\$ 151,261.80	\$ 495,370.89
0709021	Impact60/Daniels - FY 2021	\$ 44,415.83	\$ -	\$ 7,680.00	\$ 33,828.04	\$ 2,907.79
2000000	Activity Accounts - Student Managed	\$ 66,245.70	\$ 11,015.97	\$ 9,339.10	\$ 9,098.32	\$ 58,824.25
3000000	Activity Accounts - Advisor Managed	\$ 176,983.88	\$ 51,519.42	\$ 48,620.67	\$ 184,398.10	\$ (4,515.47)
4510000	Data Communications Grant	\$ -	\$ -	\$ -	\$ -	\$ -
4670000	Student Wellness and Success	\$ 214,476.16	\$ -	\$ 7,706.78	\$ 92,534.74	\$ 114,234.64
4999023	AG School Safety Grant - FY 2023	\$ -	\$ -	\$ -	\$ -	\$ -
5070000	ESSER (CARES/ARP) Grant	\$ (42,527.56)	\$ 28,939.29	\$ 15,552.86	\$ 18,099.35	\$ (47,240.48)
5079023	ARP Homeless Targeted Support Grant FY23	\$ -	\$ -	\$ -	\$ 12,000.00	\$ (12,000.00)
5160000	IDEA Part B	\$ (38,366.55)	\$ -	\$ 35,545.11	\$ -	\$ (73,911.66)
5169222	IDEA-B ARP Grant	\$ -	\$ -	\$ -	\$ -	\$ -
5720000	Title I Grant	\$ (19,428.32)	\$ -	\$ 14,444.47	\$ 300.00	\$ (34,172.79)
5720100	Expanding Opportunities	\$ -	\$ -	\$ -	\$ -	\$ -
5840000	Title IV-A - Student Support	\$ (3,324.00)	\$ -	\$ 2,216.00	\$ 7,234.88	\$ (12,774.88)
5870000	Preschool Disabilities Grant	\$ -	\$ -	\$ -	\$ -	\$ -
5879222	Preschool Disabilities ARP Grant	\$ -	\$ -	\$ -	\$ -	\$ -
5900000	Title II-A	\$ -	\$ -	\$ -	\$ -	\$ -
599-9023	School Safety Grant - FY 2023	\$ -	\$ -	\$ -	\$ -	\$ -
599-9123	NLSP Cafeteria Equipment Grant FY 23	\$ -	\$ -	\$ -	\$ -	\$ -
<b>Totals</b>		<b>\$ 17,360,336.65</b>	<b>\$ 2,262,603.20</b>	<b>\$ 2,052,968.80</b>	<b>\$ 3,635,410.35</b>	<b>\$ 13,934,560.70</b>

## Cash Financial Report

### Accounting Month - 10/2023

Fund #	Fund Name	Beginning Balance		Fiscal Year To Date		Ending Balance
		as of 07/01/2023		Receipts	Expenditures	10/31/2023
0010000	General	\$ 10,187,934.19	\$ 7,686,533.77	\$ 6,100,377.98	\$ 11,774,089.98	
0019121	General - HB 412 Supplies	\$ 1,889,680.57	\$ 400,000.00	\$ 137,391.21	\$ 2,152,289.36	
0019122	General - HB 412 Capital Outlay	\$ 1,603,977.07	\$ 400,000.00	\$ 761,778.41	\$ 1,242,198.66	
0019123	General - HB 412 Reserve	\$ 334,686.61	\$ -	\$ -	\$ 334,686.61	
0020000	Bond Retirement	\$ 400,840.96	\$ 276,536.49	\$ 4,324.80	\$ 673,052.65	
0030000	Permanent Improvement Fund	\$ 308,414.01	\$ 146,736.09	\$ 460,470.09	\$ (5,319.99)	
0060000	Food Services	\$ 207,479.96	\$ 182,968.05	\$ 301,981.78	\$ 88,466.23	
0070000	Scholarships	\$ 198,400.36	\$ 2,416.25	\$ 9,800.00	\$ 191,016.61	
0180000	Public School Support	\$ 115,815.98	\$ 26,590.77	\$ 18,393.33	\$ 124,013.42	
0340000	Capital Maintenance Fund	\$ 613,974.01	\$ 33,182.62	\$ 523.94	\$ 646,632.69	
0709021	Impact60/Daniels - FY 2021	\$ 44,415.83	\$ -	\$ 7,680.00	\$ 36,735.83	
2000000	Activity Accounts - Student Managed	\$ 66,534.22	\$ 13,692.97	\$ 12,304.62	\$ 67,922.57	
3000000	Activity Accounts - Advisor Managed	\$ 168,784.36	\$ 101,525.21	\$ 90,426.94	\$ 179,882.63	
4510000	Data Communications Grant	\$ -	\$ 138.30	\$ 138.30	\$ -	
4670000	Student Wellness and Success	\$ 275,244.35	\$ -	\$ 68,474.97	\$ 206,769.38	
4999023	AG School Safety Grant - FY 2023	\$ -	\$ -	\$ -	\$ -	
5070000	ESSER (CARES/ARP) Grant	\$ 25,070.02	\$ 38,526.57	\$ 92,737.72	\$ (29,141.13)	
5079023	ARP Homeless Targeted Support Grant FY	\$ -	\$ -	\$ -	\$ -	
5160000	IDEA Part B	\$ 1,505.29	\$ 34,374.37	\$ 109,791.32	\$ (73,911.66)	
5169222	IDEA-B ARP Grant	\$ -	\$ -	\$ -	\$ -	
5720000	Title I Grant	\$ 514.10	\$ 25,661.63	\$ 60,048.52	\$ (33,872.79)	
5720100	Expanding Opportunities	\$ -	\$ -	\$ -	\$ -	
5840000	Title IV-A - Student Support	\$ -	\$ -	\$ 5,540.00	\$ (5,540.00)	
5870000	Preschool Disabilities Grant	\$ -	\$ -	\$ -	\$ -	
5879222	Preschool Disabilities ARP Grant	\$ -	\$ 655.20	\$ 655.20	\$ -	
5900000	Title II-A	\$ -	\$ -	\$ -	\$ -	
599-9023	School Safety Grant - FY 2023	\$ 17,985.76	\$ -	\$ 17,985.76	\$ -	
599-9123	NLSP Cafeteria Equipment Grant FY 23	\$ -	\$ 35,000.00	\$ 35,000.00	\$ -	
<b>Totals</b>		<b>\$ 16,461,257.65</b>	<b>\$ 9,404,538.29</b>	<b>\$ 8,295,824.89</b>	<b>\$ 17,569,971.05</b>	

## North Union Local Schools October 2023 Fund Balances

Full Account Code	Description	Initial Cash	MTD Received	FYTD Received	MTD Expended	FYTD Expended	Fund Balance	Encumbrance	Unencumbered Balance
001-0000	General Fund	\$ 10,187,934.19	\$ 2,007,802.51	\$ 7,686,533.77	\$ 1,582,449.19	\$ 6,100,377.98	\$ 11,774,089.98	\$ 1,707,402.99	\$ 10,066,686.99
001-9121	HB 412 Supplies, Textbooks	1,889,680.57	0.00	400,000.00	65,858.59	137,391.21	2,152,289.36	166,683.75	1,985,605.61
001-9122	HS 412 Capital Outlay	1,603,977.07	0.00	400,000.00	58,393.07	761,778.41	1,242,198.66	263,346.78	978,851.88
001-9123	HS 412 Reserve Fund	334,686.61	0.00	0.00	0.00	0.00	334,686.61	0.00	334,686.61
002-0000	Bond Retirement Fund	400,840.96	36,684.24	276,536.49	0.00	4,324.80	673,052.65	596,430.00	76,622.65
003-0000	Permanent Improvement	308,414.01	19,445.78	146,736.09	91,001.45	460,470.09	(5,319.99)	27,611.55	(32,931.54)
006-0000	Food Services	207,479.96	87,170.25	182,968.05	103,696.80	301,981.78	88,466.23	305,761.18	(217,294.95)
007-9005	McMahon/Mike's Roof Scholarship	500.00	0.00	0.00	0.00	0.00	500.00	0.00	500.00
007-9006	Craig Cooley Scholarship	4,762.97	0.00	0.00	0.00	0.00	4,762.97	0.00	4,762.97
007-9007	Kevin Smith Scholarship	6,000.00	0.00	0.00	0.00	1,500.00	4,500.00	0.00	4,500.00
007-9010	Byhalia-York Scholarship	2,350.00	0.00	0.00	0.00	0.00	2,350.00	0.00	2,350.00
007-9012	RICHWOOD POLICE SCHOLARSHIP FUND	1,500.00	0.00	0.00	0.00	1,500.00	0.00	0.00	0.00
007-9013	YOUNG MUSIC/PERFORMING ARTS SCHOLARSHIP FUND	2,000.00	0.00	0.00	0.00	1,000.00	1,000.00	0.00	1,000.00
007-9014	RICHWOOD GARDEN CLUB SCHOLARSHIP	500.00	0.00	0.00	0.00	0.00	500.00	0.00	500.00
007-9017	CALEB DELP MEMORIAL SCHOLARSHIP	2,000.00	0.00	0.00	0.00	0.00	2,000.00	0.00	2,000.00
007-9019	PATRICIA WARNER HOUK SCHOLARSHIP	85,715.54	0.00	0.00	0.00	0.00	85,715.54	0.00	85,715.54
007-9021	RUTH B. WELLER MEMORIAL SCHOLARSHIP	4,000.00	0.00	0.00	0.00	0.00	4,000.00	0.00	4,000.00
007-9022	ARTS MEMORIAL SCHOLARSHIP	2,348.00	0.00	0.00	0.00	500.00	1,848.00	0.00	1,848.00
007-9023	JAYCOB R. FOX SCHOLARSHIP FUND	500.00	0.00	0.00	0.00	0.00	500.00	0.00	500.00
007-9126	JOSHUA O'REILLY MEMORIAL SCHOLARSHIP FUND	1,400.00	0.00	0.00	0.00	300.00	1,100.00	0.00	1,100.00
007-9127	RESEARCH & DESIGN STIMULATION SCHOLARSHIP	5,000.00	0.00	0.00	0.00	2,500.00	2,500.00	2,500.00	0.00
007-9128	PATRICK LIGGACY/NULL SCHOLARSHIP FUND	1,000.00	0.00	0.00	0.00	500.00	500.00	0.00	500.00
007-9129	CLASS OF 1973 SCHOLARSHIP FUND	0.00	600.00	1,600.00	0.00	0.00	1,600.00	0.00	1,600.00
007-9999	Parrott Scholarship Fund	78,823.85	704.62	816.25	0.00	2,000.00	77,640.10	0.00	77,640.10
018-9050	Public School Support - MS	17,589.91	6,379.11	7,665.56	4,716.80	4,936.80	20,318.67	9,840.00	10,478.67
018-9060	Public School Support - HS	17,927.01	474.29	4,816.21	771.56	3,582.00	19,161.22	8,877.82	10,283.40
018-9070	NU Elementary Princ Acct	80,299.06	7,855.51	14,109.00	4,976.35	9,874.53	84,533.53	38,201.05	46,332.48
034-0000	Capital Maintenance Fund	613,974.01	4,012.21	33,182.62	0.00	523.94	646,632.69	151,261.80	495,370.89
070-9021	IMPACT60/DANIELS - FY 2021 FUND	44,415.83	0.00	0.00	7,680.00	7,680.00	36,735.83	33,828.04	2,907.79
200-9013	CLASS OF 2013	164.41	0.00	0.00	0.00	0.00	164.41	0.00	164.41
200-9014	CLASS OF 2014	1,122.91	0.00	0.00	0.00	0.00	1,122.91	0.00	1,122.91
200-9016	CLASS OF 2016	382.66	0.00	0.00	0.00	0.00	382.66	0.00	382.66

## North Union Local Schools October 2023 Fund Balances

Full Account Code	Description	Initial Cash	MTD Received	FYTD Received	MTD Expended	FYTD Expended	Fund Balance	Encumbrance	Unencumbered Balance
200-9017	CLASS OF 2017	\$ 60.83	\$ 0.00	\$ 0.00	\$ 0.00	\$ 0.00	\$ 60.83	\$ 0.00	\$ 60.83
200-9018	CLASS OF 2018	1,456.10	0.00	0.00	0.00	0.00	1,456.10	0.00	1,456.10
200-9019	CLASS OF 2019	211.34	0.00	0.00	0.00	0.00	211.34	0.00	211.34
200-9020	CLASS OF 2020	1,398.69	0.00	0.00	0.00	0.00	1,398.69	0.00	1,398.69
200-9021	CLASS OF 2021	3,388.90	0.00	0.00	0.00	0.00	3,388.90	0.00	3,388.90
200-9022	CLASS OF 2022	5,028.99	0.00	0.00	0.00	0.00	5,028.99	0.00	5,028.99
200-9023	CLASS OF 2023	3,894.40	0.00	0.00	14.65	525.37	3,369.03	0.00	3,369.03
200-9024	CLASS OF 2024	9,092.56	0.00	0.00	0.00	117.36	8,975.20	2.00	8,973.20
200-9025	CLASS OF 2025	2,580.00	90.00	865.00	999.00	1,099.00	2,346.00	2,333.40	12.60
200-9026	CLASS OF 2026	500.00	0.00	600.00	0.00	0.00	1,100.00	2.00	1,098.00
200-9027	CLASS OF 2027	0.00	0.00	600.00	0.00	0.00	600.00	2.00	598.00
200-9050	Student Act - MS St Council	3,913.40	0.00	0.00	0.00	0.00	3,913.40	1,000.00	2,913.40
200-9111	Art Club	2,129.64	0.00	0.00	0.00	0.00	2,129.64	2.00	2,127.64
200-9141	National Honor Society	436.41	62.00	122.00	156.99	156.99	401.42	245.01	156.41
200-9330	HS FFA	16,873.75	7,574.97	8,216.97	7,784.50	9,446.94	15,643.78	3,773.00	11,870.78
200-9350	Industrial Arts Club	542.79	0.00	0.00	0.00	0.00	542.79	542.79	0.00
200-9370	HS BPA	2,834.42	0.00	0.00	0.00	0.00	2,834.42	2.00	2,832.42
200-9610	HS Student Council	8,533.83	3,289.00	3,289.00	383.96	958.96	10,863.87	1,190.12	9,673.75
200-9630	SOS (STUDENTS OF SERVICE) CLUB	47.75	0.00	0.00	0.00	0.00	47.75	2.00	45.75
200-9680	HS Yearbook	1,940.44	0.00	0.00	0.00	0.00	1,940.44	2.00	1,938.44
300-9000	MHUC ATHLETIC RESERVE FUND	0.00	20,000.00	20,000.00	20,000.00	20,000.00	0.00	0.00	0.00
300-9050	MS Athletic Department	41,868.56	4,070.00	11,900.00	4,349.23	9,901.95	43,866.61	16,418.53	27,448.08
300-9060	HS Athletic Department	74,908.90	20,283.00	57,693.79	20,724.78	51,085.96	81,516.73	134,498.60	(52,981.87)
300-9117	North Union Robotics Club	33,644.79	7,066.42	10,964.42	2,858.66	7,172.86	37,436.35	31,027.14	6,409.21
300-9134	HS Marching Band	4,692.40	100.00	150.00	0.00	275.00	4,567.40	162.00	4,405.40
300-9137	HS Show Choir	6,349.08	0.00	817.00	688.00	831.17	6,334.91	789.83	5,545.08
300-9139	Drama - Music Production	6,840.58	0.00	0.00	0.00	1,160.00	5,680.58	1,500.00	4,180.58
300-9190	HS In The Know	480.05	0.00	0.00	0.00	0.00	480.05	2.00	478.05
451-9023	NETWORK CONNECTIVITY FY 2023 GRANT	0.00	0.00	138.30	0.00	138.30	0.00	0.00	0.00
467-9020	STUDENT WELLNESS & SUCCESS FY 2020	10,442.85	0.00	0.00	0.00	501.76	9,941.09	4,498.24	5,442.85
467-9021	STUDENT WELLNESS & SUCCESS FY 2021	264,801.50	0.00	0.00	7,706.78	67,973.21	196,828.29	88,036.50	108,791.79
507-9022	ESSER III - ARP FUNDS	24,587.49	0.00	0.00	15,552.86	53,728.62	(29,141.13)	18,099.35	(47,240.48)
507-9023	ARP HOMELESS TARGETED SUPPORT GRANT	0.00	0.00	0.00	0.00	0.00	0.00	12,000.00	(12,000.00)
507-9121	ESSER - ROUND 2 FUNDS	482.53	28,939.29	38,526.57	0.00	39,009.10	0.00	0.00	0.00
516-9023	IDEA-B FEDERAL GRANT FY 2023	1,505.29	0.00	34,374.37	0.00	35,879.66	0.00	0.00	0.00
516-9024	IDEA-B FEDERAL GRANT FY 2024	0.00	0.00	0.00	35,545.11	73,911.66	(73,911.66)	0.00	(73,911.66)

### North Union Local Schools October 2023 Fund Balances

Full Account Code	Description	Initial Cash	MTD Received	FYTD Received	MTD Expended	FYTD Expended	Fund Balance	Encumbrance	Unencumbered Balance
572-9023	TITLE I FY 2023	\$ 514.10	\$ 0.00	\$ 25,661.63	\$ 0.00	\$ 26,175.73	\$ 0.00	\$ 0.00	\$ 0.00
572-9024	TITLE I FY 2024	0.00	0.00	0.00	14,444.47	33,872.79	(33,872.79)	300.00	(34,172.79)
584-9024	TITLE IV-A - STUDENT SUPPORT FY 2024	0.00	0.00	0.00	2,216.00	5,540.00	(5,540.00)	7,234.88	(12,774.88)
587-9222	ARP PRESCHOOL DISABILITIES FY 2022 FEDERAL GRANT	0.00	0.00	655.20	0.00	655.20	0.00	0.00	0.00
599-9023	SCHOOL SAFETY GRANT - FY 2023	17,985.76	0.00	0.00	0.00	17,985.76	0.00	0.00	0.00
599-9123	NLSP CAFETERIA EQUIPMENT GRANT FY 2023	0.00	0.00	35,000.00	0.00	35,000.00	0.00	0.00	0.00
<b>Grand Total</b>		<b>16,461,257.65</b>	<b>\$ 2,262,603.20</b>	<b>\$ 9,404,538.29</b>	<b>\$ 2,052,968.80</b>	<b>\$ 8,295,824.89</b>	<b>\$ 3,635,410.35</b>	<b>17,569,971.05</b>	<b>13,934,560.70</b>

**2023-2024  
FINANCIAL FORECASTS  
AND  
ACTUALS**



**NORTH UNION LOCAL SCHOOL DISTRICT  
2022-2023 CASH PROJECTION  
GENERAL FUND BUDGET  
October 2023**

MONTH	JULY	AUGUST	SEPTEMBER	OCTOBER	NOVEMBER	DECEMBER	JANUARY	FEBRUARY	MARCH	APRIL	MAY	JUNE
<b>BEGINNING CASH BALANCE</b>	\$14,016,278	\$14,176,586	\$13,704,904	\$15,202,163	\$15,503,265	\$14,706,657	\$14,207,268	\$13,910,627	\$13,154,097	\$16,002,901	\$16,411,643	\$15,654,113
<b>RECEIPTS:</b>												
<b>LOCAL SOURCES:</b>												
<b>Real Estate</b>	\$0	\$129,493	\$2,387,557	\$0	\$0	\$0	\$0	\$0	\$3,494,316	\$0	\$0	\$0
<b>Personal Tangible</b>	\$0	\$2,833	\$283,088	\$0	\$0	\$0	\$0	\$0	\$271,565	\$0	\$0	\$0
<b>Investment Earnings</b>	\$44,925	\$59,447	\$55,251	\$72,667	\$55,924	\$55,924	\$55,924	\$55,924	\$55,924	\$55,924	\$55,924	\$55,923
<b>Income Tax</b>	\$890,366	\$0	\$0	\$620,358	\$0	\$0	\$569,150	\$0	\$0	\$754,097	\$0	\$0
<b>Other</b>	\$119,328	\$10,479	\$78,659	\$7,298	\$11,573	\$11,573	\$11,573	\$11,573	\$11,573	\$32,704	\$11,573	\$11,573
<b>STATE SOURCES:</b>												
<b>Foundation Program</b>	\$713,556	\$775,068	\$712,307	\$817,481	\$710,155	\$710,155	\$710,155	\$710,155	\$710,155	\$710,155	\$710,155	\$710,155
<b>Rollback/Homestead</b>	\$0	\$0	\$0	\$420,952	\$0	\$0	\$0	\$0	\$0	\$387,996	\$0	\$0
<b>Other</b>	\$49,555	\$49,819	\$49,281	\$69,046	\$52,594	\$52,594	\$52,594	\$52,594	\$52,594	\$52,594	\$52,594	\$52,593
<b>TRANSFERS:</b>												
<b>Transfers/Adv In</b>	\$0	\$0	\$0	\$0	\$0	\$0	\$0	\$0	\$0	\$0	\$0	\$0
<b>Prior Year Refund</b>	\$4,289	\$63,431	\$0	\$0	\$0	\$0	\$0	\$0	\$1,232	\$1,048	\$0	\$0
<b>TOTAL RECEIPTS:</b>	\$1,822,019	\$1,090,570	\$3,566,142	\$2,007,803	\$830,246	\$830,246	\$1,399,396	\$830,246	\$4,597,359	\$1,994,518	\$830,246	\$830,244
<b>TOTAL REC + CASH BALANCE</b>	\$15,838,298	\$15,267,156	\$17,271,046	\$17,209,965	\$16,333,511	\$15,536,903	\$15,606,664	\$14,740,873	\$17,751,456	\$17,997,419	\$17,241,889	\$16,484,357
<b>EXPENDITURES:</b>												
<b>Salary/Wages</b>	\$826,774	\$841,205	\$880,867	\$865,598	\$844,339	\$844,339	\$944,339	\$844,339	\$944,339	\$844,339	\$844,339	\$984,342
<b>Fringe Benefits</b>	\$446,448	\$436,204	\$426,139	\$445,143	\$443,143	\$146,635	\$408,776	\$403,776	\$403,776	\$402,776	\$404,776	\$403,776
<b>Purchased Services</b>	\$152,640	\$239,957	\$197,703	\$236,463	\$223,201	\$223,201	\$223,201	\$223,201	\$223,201	\$223,201	\$223,201	\$223,201
<b>Supplies/Materials</b>	\$39,863	\$20,883	\$69,249	\$89,147	\$79,653	\$79,653	\$79,653	\$79,653	\$79,653	\$79,653	\$79,653	\$79,653
<b>Capital Outlay/Equipment</b>	\$165,698	\$687	\$445,630	\$58,346	\$33,833	\$33,833	\$33,833	\$33,833	\$33,833	\$33,833	\$33,833	\$33,833
<b>Transfers/Adv. Out</b>	\$0	\$1,000	\$200	\$0	\$0	\$0	\$0	\$0	\$0	\$0	\$0	\$18,800
<b>Other</b>	\$30,290	\$22,315	\$49,095	\$12,005	\$2,685	\$1,974	\$6,235	\$1,974	\$63,753	\$1,974	\$1,974	\$1,974
<b>TOTAL EXPENDITURES:</b>	\$1,661,712	\$1,562,252	\$2,068,883	\$1,706,701	\$1,626,854	\$1,329,635	\$1,696,037	\$1,586,776	\$1,748,555	\$1,585,776	\$1,587,776	\$1,745,579
<b>ENDING CASH BALANCE:</b>	\$14,176,586	\$13,704,904	\$15,202,163	\$15,503,265	\$14,706,657	\$14,207,268	\$13,910,627	\$13,154,097	\$16,002,901	\$16,411,643	\$15,654,113	\$14,738,778
<b>TOTAL RECEIPTS VS.</b>	\$1,822,019	\$1,090,570	\$3,566,142	\$2,007,803	\$830,246	\$830,246	\$1,399,396	\$830,246	\$4,597,359	\$1,994,518	\$830,246	\$830,244
<b>TOTAL EXPENDITURES</b>	\$1,661,712	\$1,562,252	\$2,068,883	\$1,706,701	\$1,626,854	\$1,329,635	\$1,696,037	\$1,586,776	\$1,748,555	\$1,585,776	\$1,587,776	\$1,745,579
	\$160,307	-\$471,682	\$1,497,259	\$301,102	-\$796,608	-\$499,389	-\$296,641	-\$756,530	\$2,848,804	\$408,742	-\$757,530	-\$915,335

Forecast Based Upon November 2023 Five Year Forecast.





# North Union Revenue Breakdown

July 2023 - October 2023

**Other Local, Refunds**  
3.3%

**Interest**  
2.7%

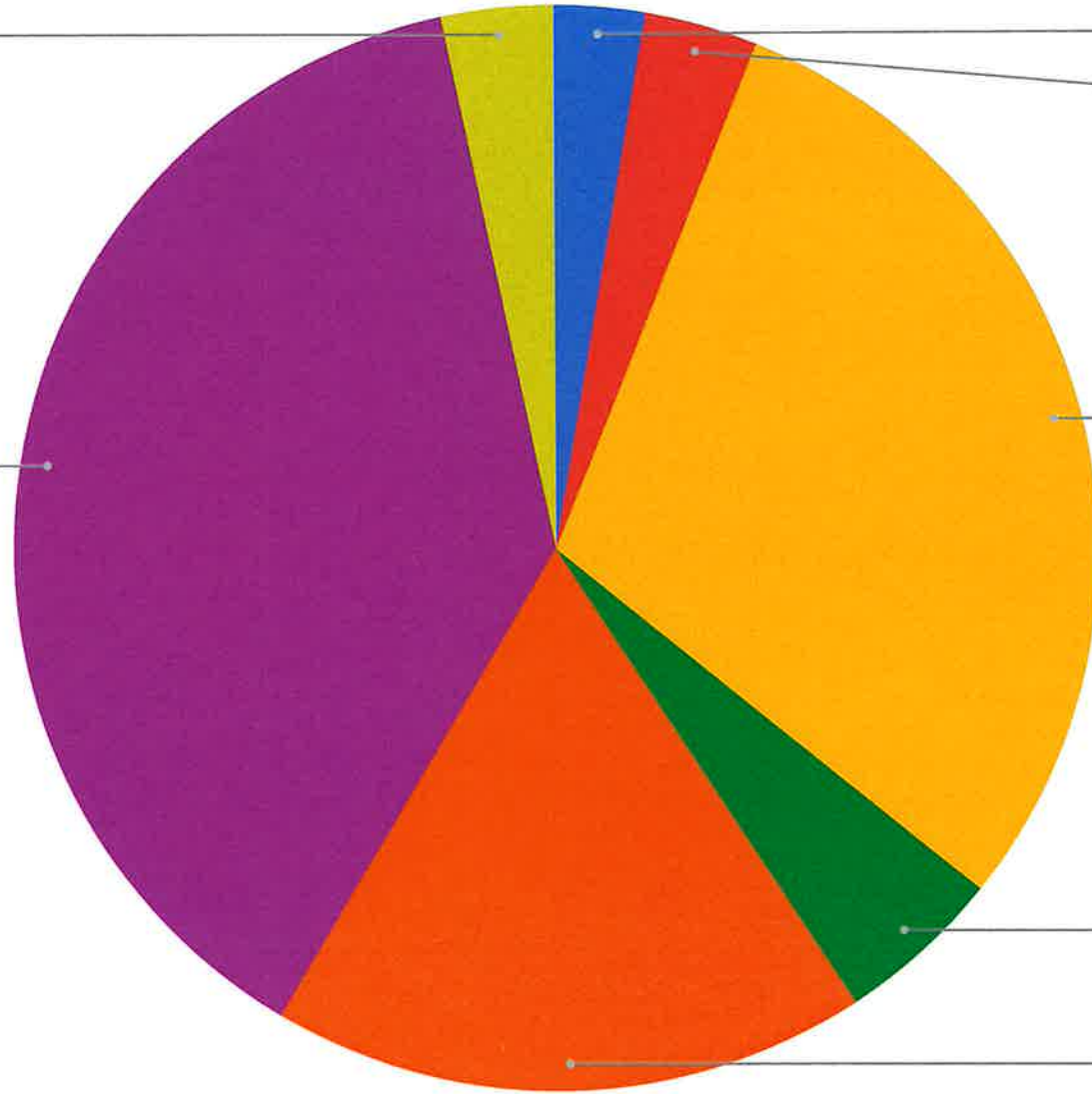
**Tangible**  
3.4%

**State Support**  
38.1%

**Real Estate**  
29.7%

**Rollback & Homestead**  
5.0%

**Income Tax**  
17.8%



# North Union Expenditure Breakdown

July 2023 - October 2023

**Other Expenditures**

1.6%

**Capital Outlay**

9.6%

**Supplies**

3.1%

**Purchased Services**

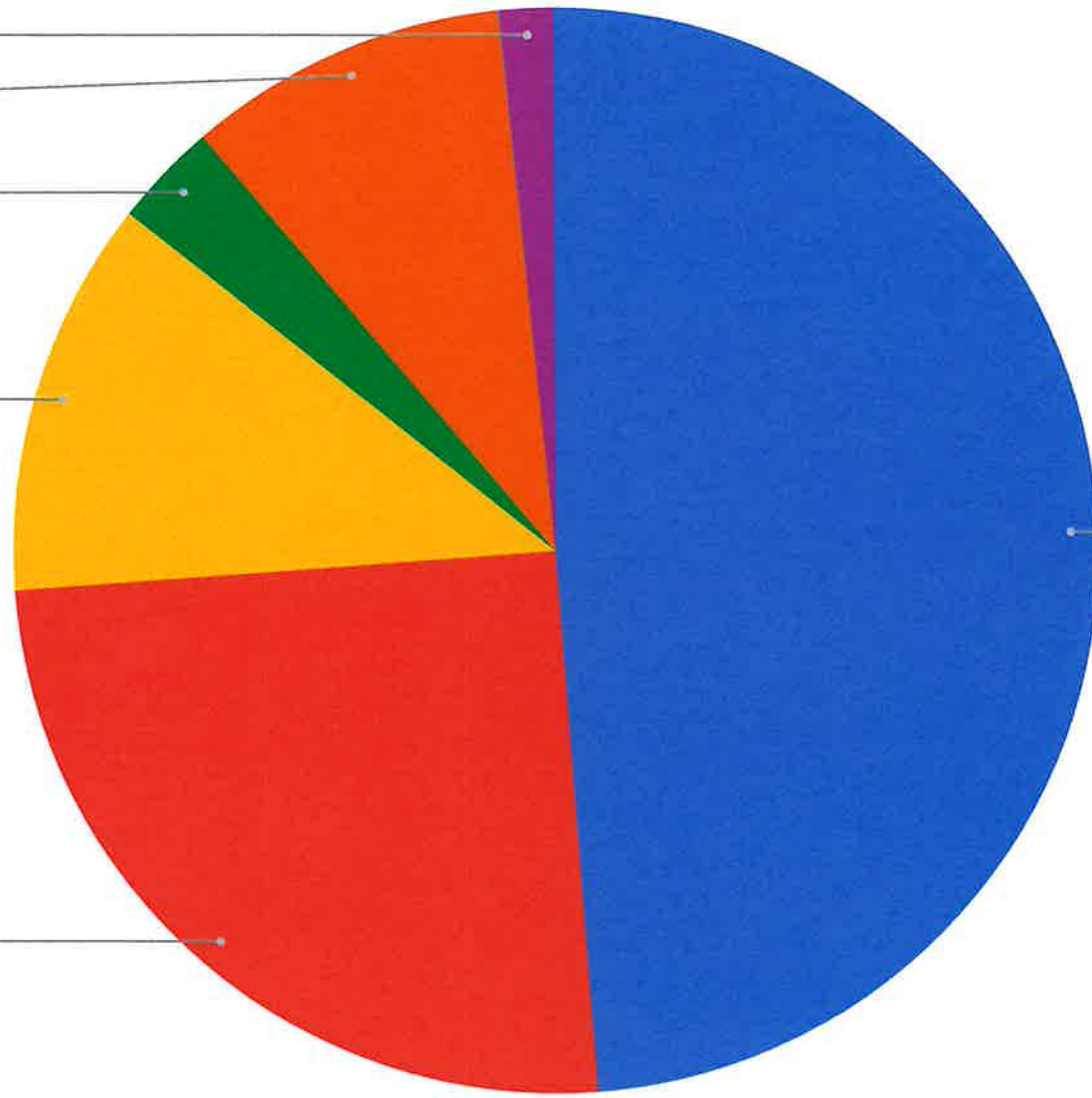
11.8%

**Benefits**

25.1%

**Salaries**

48.8%



**VARIANCE**

**REPORT**



**North Union LSD  
Variance Comparison  
FY 2023 vs. FY 2024**

	FYTD vs FYTD			
	23	24	Variance	Explanation
<b>BEGINNING CASH BALANCE</b>	\$12,900,580	\$14,016,278	\$1,115,698	Higher Beginning Balance
<b>RECEIPTS:</b>				
<b>LOCAL SOURCES:</b>				
<b>Real Estate</b>	\$2,078,858	\$2,517,049	\$438,191	Higher Real Esatate Settlements
<b>Personal Tangible</b>	\$250,452	\$285,921	\$35,469	Higher Utility Personal Property Settlements
<b>Investment Earnings</b>	\$102,519	\$232,290	\$129,771	Much Higher Interest Rates
<b>Income Tax</b>	\$1,531,312	\$1,510,724	-\$20,588	Lower Income Tax Settlement, Timing of Certian Tax Payers
<b>Other</b>	\$49,322	\$215,764	\$166,442	Medicaid Settlement Timing, E-Rate, Tuition
<b>STATE SOURCES:</b>				
<b>Foundation Program</b>	\$2,912,289	\$3,018,412	\$106,123	Higher Foundation at This Time, Higher Casino Revenue
<b>Rollback/Homestead</b>	\$353,252	\$420,952	\$67,700	Higher H/R Settlements, Higher R/E Values
<b>Other</b>	\$200,556	\$217,701	\$17,145	Currently Lower
<b>TRANSFERS:</b>				
<b>Transfers/Adv In</b>	\$0	\$0	\$0	
<b>Prior Year Refund</b>	\$42,233	\$67,720	\$25,487	Higher SERS Refund
<b>TOTAL RECEIPTS:</b>	\$7,520,793	\$8,486,534	\$965,741	Higher In Most Categories
<b>TOTAL REC + CASH BALANCE</b>	\$20,421,373	\$22,502,812	\$2,081,439	Higher Beginning Balance, Higher Revenue
<b>EXPENDITURES:</b>				
<b>Salary/Wages</b>	\$3,298,188	\$3,414,444	-\$116,256	Higher - Higher Salaries, Negotiated Agreement, Timing of New Staff First Pay, Severance
<b>Fringe Benefits</b>	\$1,633,975	\$1,753,934	-\$119,959	Higher Costs, Higher Insurance Charges, More Utilizing Insurance Coverage
<b>Purchased Services</b>	\$790,367	\$826,763	-\$36,396	Higher - Timing of Electric Bills, META Invoice
<b>Supplies/Materials</b>	\$309,421	\$219,141	\$90,280	Lower At This Time
<b>Capital Outlay/Equipment</b>	\$86,704	\$670,361	-\$583,657	Playground Project, Sports Fields
<b>Transfers/Adv. Out</b>	\$1,000	\$1,200	-\$200	Higher Transfer To Freshamn/Sophomore Classes
<b>Other</b>	\$102,636	\$113,705	-\$11,069	Higher County Auditor Charges, Higher Income Tax Fees
<b>TOTAL EXPENDITURES:</b>	\$6,222,291	\$6,999,548	-\$777,257	Higher Costs In Almost Every Category
<b>ENDING CASH BALANCE:</b>	\$14,199,082	\$15,503,265	\$1,304,183	Higher Revenue, Higher Beginning Balance

**North Union LSD  
Variance Comparison  
FY 2023 vs. FY 2024**

	Month vs Month			
	October 2022	October 2023	Variance	Explanation
<b>BEGINNING CASH BALANCE</b>	\$14,001,748	\$15,202,163	\$1,200,415	Higher Beginning Balance
<b>RECEIPTS:</b>				
<b>LOCAL SOURCES:</b>				
Real Estate	\$0	\$0	\$0	
Personal Tangible	\$0	\$0	\$0	
Investment Earnings	\$35,522	\$72,667	\$37,145	Interest Rates Are Much Higher At This Time
Income Tax	\$558,754	\$620,358	\$61,604	Higher Income Tax Settlement, Timing of Payment, Better Salaries
Other	\$27,420	\$7,298	-\$20,122	Lower Medicaid Payments This Month
<b>STATE SOURCES:</b>				
Foundation Program	\$722,739	\$817,481	\$94,742	Higher - Funding Formula Adjustments
Rollback/Homestead	\$334,541	\$420,952	\$86,411	Higher H/R associated With Higher R/E, Both County Payments
Other	\$49,650	\$69,046	\$19,396	Higher - Funding Formula Adjustments
<b>TRANSFERS:</b>				
Transfers/Adv In	\$0	\$0	\$0	
Prior Year Refund	\$15	\$0	-\$15	Small Refund Last Year, Immaterial
<b>TOTAL RECEIPTS:</b>	\$1,728,641	\$2,007,803	\$279,162	Higher In Most Categories
<b>TOTAL REC + CASH BALANCE</b>	\$15,730,389	\$17,209,965	\$1,479,576	Higher Receipts This Month, Higher Beginning Balance
<b>EXPENDITURES:</b>				
Salary/Wages	\$830,943	\$865,598	-\$34,655	Higher Salaries, Negotiated Agreement
Fringe Benefits	\$406,912	\$445,143	-\$38,231	Higher Medical Insurance Costs, Payroll Taxes
Purchased Services	\$218,046	\$236,463	-\$18,417	Higher This Month, Timing
Supplies/Materials	\$52,141	\$89,147	-\$37,006	Higher - No Longer Grants To Cover Some Expenses
Capital Outlay/Equipment	\$15,205	\$58,346	-\$43,141	Sports Fields, Furniture for Fieldhouse Classrooms
Transfers/Adv. Out	\$0	\$0	\$0	
Other	\$8,060	\$12,005	-\$3,945	Higher Tax Department Fees - Income Tax
<b>TOTAL EXPENDITURES:</b>	\$1,531,307	\$1,706,701	-\$175,394	Higher Costs In All Categories
<b>ENDING CASH BALANCE:</b>	\$14,199,082	\$15,503,265	\$1,304,183	Higher Revenue, Beginning Balance

# FIVE YEAR FINANCIAL FORECAST



## NORTH UNION LOCAL SCHOOLS FIVE-YEAR FORECAST

	FY22	FY23	FY24	FY25	FY26	FY27	FY28
<b>OPERATIONAL REVENUE</b>							
Real Estate Taxes	\$5,042,726	\$5,536,392	\$6,011,365	\$6,052,774	\$6,233,126	\$6,367,137	\$6,416,694
Utility Property	\$490,777	\$512,200	\$557,486	\$548,639	\$565,314	\$588,277	\$611,922
Income Taxes	\$2,414,405	\$2,804,054	\$2,833,971	\$2,862,311	\$2,890,934	\$2,919,843	\$2,949,042
Other Local Revenue	\$502,239	\$410,479	\$329,480	\$429,480	\$429,480	\$489,480	\$489,480
State Foundation Program	\$8,642,039	\$8,663,808	\$8,699,652	\$8,664,946	\$8,665,905	\$8,666,874	\$8,667,852
Rollback & Homestead Program	\$703,513	\$774,088	\$808,948	\$767,662	\$774,919	\$794,572	\$801,431
Other State Revenue	\$605,373	\$596,790	\$638,452	\$615,457	\$615,457	\$615,457	\$615,457
Investment Earnings	\$89,156	\$470,275	\$679,681	\$570,087	\$560,685	\$491,471	\$482,442
Other Non-Operating Revenue	\$60,240	\$46,589	\$70,000	\$56,589	\$56,589	\$56,589	\$56,589
<b>TOTAL OPERATIONAL REVENUE</b>	<b>\$18,550,468</b>	<b>\$19,814,676</b>	<b>\$20,629,035</b>	<b>\$20,567,945</b>	<b>\$20,792,409</b>	<b>\$20,989,700</b>	<b>\$21,090,909</b>
<b>OPERATIONAL EXPENSES</b>							
Salaries and Wages	\$9,950,143	\$10,113,260	\$10,509,159	\$11,215,980	\$11,699,728	\$12,208,354	\$12,739,254
Fringe Benefits	\$4,322,518	\$4,718,036	\$4,771,369	\$5,549,507	\$5,998,520	\$6,484,366	\$7,013,976
Purchased Services	\$2,504,373	\$2,487,974	\$2,612,374	\$2,742,992	\$2,880,142	\$3,024,149	\$3,175,357
Supplies/Materials	\$693,420	\$744,159	\$856,367	\$845,435	\$861,457	\$904,530	\$949,756
Capital Outlay/Equipment	\$335,085	\$457,618	\$941,024	\$746,974	\$603,222	\$609,781	\$616,669
Other Expenses	\$214,473	\$176,930	\$196,250	\$196,250	\$196,250	\$196,250	\$196,250
Transfers/Advances	\$101,000	\$1,000	\$20,000	\$20,000	\$20,000	\$20,000	\$20,000
<b>TOTAL OPERATIONAL EXPENSES</b>	<b>\$18,121,011</b>	<b>\$18,698,977</b>	<b>\$19,906,543</b>	<b>\$21,317,138</b>	<b>\$22,259,319</b>	<b>\$23,447,430</b>	<b>\$24,711,262</b>
<b>OPERATIONAL PROFIT/LOSS</b>	<b>\$429,457</b>	<b>\$1,115,699</b>	<b>\$722,492</b>	<b>-\$749,193</b>	<b>-\$1,466,910</b>	<b>-\$2,457,730</b>	<b>-\$3,620,353</b>
Add Beginning Cash	\$12,471,122	\$12,900,579	\$14,016,278	\$14,738,770	\$13,989,577	\$12,522,667	\$10,064,937
<b>ENDING CASH BALANCE</b>	<b>\$12,900,579</b>	<b>\$14,016,278</b>	<b>\$14,738,770</b>	<b>\$13,989,577</b>	<b>\$12,522,667</b>	<b>\$10,064,937</b>	<b>\$6,444,584</b>
<b>LESS ENCUMBRANCES</b>	<b>\$961,389</b>	<b>\$1,121,884</b>	<b>\$1,121,884</b>	<b>\$1,121,884</b>	<b>\$1,121,884</b>	<b>\$1,121,884</b>	<b>\$1,121,884</b>
<b>ENDING AVAILABLE CASH BALANCE</b>	<b>\$11,939,190</b>	<b>\$12,894,394</b>	<b>\$13,616,886</b>	<b>\$12,867,693</b>	<b>\$11,400,783</b>	<b>\$8,943,053</b>	<b>\$5,322,700</b>
	<b>FY22</b>	<b>FY23</b>	<b>FY24</b>	<b>FY25</b>	<b>FY26</b>	<b>FY27</b>	<b>FY28</b>



# CURRENT MONTH'S CHECK REGISTER



## North Union Local Schools October 2023 Check Register

Primary Name	Check #	Date	Type	Amount	Check Type	Reconcile Date	Status	Void Date
STARK COUNTY COG		0 10/18/2023	ACCOUNTS_PA YABLE	\$ 292,708.12	Electronic		VOID	10/18/2023
A+ LANDSCAPING INC.	91363	10/6/2023	ACCOUNTS_PA YABLE	12,147.50	Check	11/1/2023	RECONCILED	
AG-PRO OHIO	91364	10/6/2023	ACCOUNTS_PA YABLE	137.14	Check	11/1/2023	RECONCILED	
ALLIED RESTAURANT SERV OF OHIO	91365	10/6/2023	ACCOUNTS_PA YABLE	1,980.24	Check	11/1/2023	RECONCILED	
AMAZON.COM	91366	10/6/2023	ACCOUNTS_PA YABLE	4,196.67	Check	11/1/2023	RECONCILED	
AQUA SYSTEMS	91367	10/6/2023	ACCOUNTS_PA YABLE	49.90	Check	11/1/2023	RECONCILED	
ASHLEY BUGG	91368	10/6/2023	ACCOUNTS_PA YABLE	127.84	Check	11/1/2023	RECONCILED	
ATLAS SYSTEMS, INC.	91369	10/6/2023	ACCOUNTS_PA YABLE	115.52	Check		VOID	10/13/2023
BEVERLY WASSERBECK	91370	10/6/2023	ACCOUNTS_PA YABLE	88.43	Check	11/1/2023	RECONCILED	
BRENT MARKHAM	91371	10/6/2023	ACCOUNTS_PA YABLE	74.36	Check	11/1/2023	RECONCILED	
CENTRAL BUCKEYE CONFERENCE	91372	10/6/2023	ACCOUNTS_PA YABLE	490.00	Check	11/1/2023	RECONCILED	
CODY MARTINDALE	91373	10/6/2023	ACCOUNTS_PA YABLE	306.25	Check	11/1/2023	RECONCILED	
DAWN DRAPER	91374	10/6/2023	ACCOUNTS_PA YABLE	193.88	Check	11/1/2023	RECONCILED	
DISCOUNT PORTABLE TOILETS	91375	10/6/2023	ACCOUNTS_PA YABLE	187.00	Check	11/1/2023	RECONCILED	
ELISHA BROWLEY	91376	10/6/2023	ACCOUNTS_PA YABLE	210.00	Check	11/1/2023	RECONCILED	
EPIC SPORTS	91377	10/6/2023	ACCOUNTS_PA YABLE	149.23	Check	11/1/2023	RECONCILED	
ESC OF CENTRAL OHIO	91378	10/6/2023	ACCOUNTS_PA YABLE	4,023.39	Check	11/1/2023	RECONCILED	
FIELD SOURCE LLC	91379	10/6/2023	ACCOUNTS_PA YABLE	9,000.00	Check	11/1/2023	RECONCILED	
FILE 13 AT UCO	91380	10/6/2023	ACCOUNTS_PA YABLE	87.50	Check	11/1/2023	RECONCILED	
INDUSTRIES GORDON FLESCH COMPANY, INC.	91381	10/6/2023	ACCOUNTS_PA YABLE	118.00	Check	11/1/2023	RECONCILED	
GORDON FOODS	91382	10/6/2023	ACCOUNTS_PA YABLE	33,501.72	Check	11/1/2023	RECONCILED	
HEALTHCARE BILLING SERVICES, I	91383	10/6/2023	ACCOUNTS_PA YABLE	49.75	Check	11/1/2023	RECONCILED	
HERSHEY'S CREAMERY	91384	10/6/2023	ACCOUNTS_PA YABLE	2,223.00	Check	11/1/2023	RECONCILED	
ILENE MICHA	91385	10/6/2023	ACCOUNTS_PA YABLE	1,108.00	Check	11/1/2023	RECONCILED	
JARED EVANS	91386	10/6/2023	ACCOUNTS_PA YABLE	31.51	Check	11/1/2023	RECONCILED	
JASON FISHBAUGH	91387	10/6/2023	ACCOUNTS_PA YABLE	280.00	Check	11/1/2023	RECONCILED	
JENNIFER WILLIS	91388	10/6/2023	ACCOUNTS_PA YABLE	154.58	Check	11/1/2023	RECONCILED	
JOHN DEERE FINANCIAL	91389	10/6/2023	ACCOUNTS_PA YABLE	6,859.49	Check	11/1/2023	RECONCILED	
JOSTENS	91390	10/6/2023	ACCOUNTS_PA YABLE	14.65	Check	11/1/2023	RECONCILED	
JUSTIN T.	91391	10/6/2023	ACCOUNTS_PA	70.00	Check	11/1/2023	RECONCILED	

## North Union Local Schools October 2023 Check Register

Primary Name	Check #	Date	Type	Amount	Check Type	Reconcile Date	Status	Void Date
BALDWIN			YABLE					
KALEIDOSCOPE LEARNING, INC.	91392	10/6/2023	ACCOUNTS_PAYABLE	\$ 10,700.00	Check	11/1/2023	RECONCILED	
KIMMEL CLEANERS	91393	10/6/2023	ACCOUNTS_PAYABLE	120.00	Check	11/1/2023	RECONCILED	
KINCAID WASTEWATER SERVICES	91394	10/6/2023	ACCOUNTS_PAYABLE	170.00	Check	11/1/2023	RECONCILED	
LEHNER'S PUMPKIN FARM	91395	10/6/2023	ACCOUNTS_PAYABLE	735.00	Check	11/1/2023	RECONCILED	
LITTLE CEASARS FUNDRAISING	91396	10/6/2023	ACCOUNTS_PAYABLE	3,937.00	Check	11/1/2023	RECONCILED	
MADISON NEEL	91397	10/6/2023	ACCOUNTS_PAYABLE	267.29	Check	11/1/2023	RECONCILED	
MARMON VALLEY FARMS	91398	10/6/2023	ACCOUNTS_PAYABLE	111.00	Check	11/1/2023	RECONCILED	
MARYSVILLE JOURNAL TRIBUNE	91399	10/6/2023	ACCOUNTS_PAYABLE	153.00	Check	11/1/2023	RECONCILED	
MECHANICSBURG EVSD	91400	10/6/2023	ACCOUNTS_PAYABLE	250.00	Check	11/1/2023	RECONCILED	
MID OHIO E.S.C.	91401	10/6/2023	ACCOUNTS_PAYABLE	125.00	Check	11/1/2023	RECONCILED	
NICK HAJJAR	91402	10/6/2023	ACCOUNTS_PAYABLE	71.40	Check	11/1/2023	RECONCILED	
NICKLES BAKERY, INC	91403	10/6/2023	ACCOUNTS_PAYABLE	1,189.17	Check	11/1/2023	RECONCILED	
NORTHWEST EVALUATION ASSOC	91404	10/6/2023	ACCOUNTS_PAYABLE	13,907.50	Check	11/1/2023	RECONCILED	
OHIO COUNCIL OF TEACHERS OF OHIO EDISON	91405	10/6/2023	ACCOUNTS_PAYABLE	50.00	Check	11/1/2023	RECONCILED	
PEACOCK WATER COND.	91406	10/6/2023	ACCOUNTS_PAYABLE	30,346.98	Check	11/1/2023	RECONCILED	
PLOTNER HARDWARE	91407	10/6/2023	ACCOUNTS_PAYABLE	704.50	Check	11/1/2023	RECONCILED	
RICHWOOD AUTO AND TRUCK, LLC	91408	10/6/2023	ACCOUNTS_PAYABLE	216.15	Check	11/1/2023	RECONCILED	
ROBOTEVENTS	91409	10/6/2023	ACCOUNTS_PAYABLE	31.00	Check	11/1/2023	RECONCILED	
	91410	10/6/2023	ACCOUNTS_PAYABLE	1,575.00	Check	11/1/2023	RECONCILED	
RUMPKE	91411	10/6/2023	ACCOUNTS_PAYABLE	5,768.08	Check	11/1/2023	RECONCILED	
SANDRA RICHARDS	91412	10/6/2023	ACCOUNTS_PAYABLE	303.92	Check	11/1/2023	RECONCILED	
SCOTT MARUNIAK	91413	10/6/2023	ACCOUNTS_PAYABLE	24.24	Check	11/1/2023	RECONCILED	
SHEILA'S FLOWERS	91414	10/6/2023	ACCOUNTS_PAYABLE	452.95	Check	11/1/2023	RECONCILED	
SHIELD'S LAWN CARE LLC	91415	10/6/2023	ACCOUNTS_PAYABLE	1,785.64	Check	11/1/2023	RECONCILED	
SIDELINE POWER	91416	10/6/2023	ACCOUNTS_PAYABLE	66.00	Check		VOID	10/13/2023
SMITH FOODS INC.	91417	10/6/2023	ACCOUNTS_PAYABLE	4,210.26	Check	11/1/2023	RECONCILED	
STAPLES BUSINESS DELIVERY	91418	10/6/2023	ACCOUNTS_PAYABLE	1,040.00	Check	11/1/2023	RECONCILED	
TAMI HUCKABA	91419	10/6/2023	ACCOUNTS_PAYABLE	80.66	Check	11/1/2023	RECONCILED	

## North Union Local Schools October 2023 Check Register

Primary Name	Check #	Date	Type	Amount	Check Type	Reconcile Date	Status	Void Date
TREASURER, STATE OF OHIO	91420	10/6/2023	ACCOUNTS_PA YABLE	\$ 1,898.30	Check	11/1/2023	RECONCILED	
VEX ROBOTICS, INC.	91421	10/6/2023	ACCOUNTS_PA YABLE	199.00	Check	11/1/2023	RECONCILED	
VILLAGE OF RICHWOOD	91422	10/6/2023	ACCOUNTS_PA YABLE	2,189.96	Check	11/1/2023	RECONCILED	
WOODROW GEER	91423	10/6/2023	ACCOUNTS_PA YABLE	673.75	Check	11/1/2023	RECONCILED	
ACCO BRAND USA LLC	91424	10/16/2023	ACCOUNTS_PA YABLE	108.24	Check	11/1/2023	RECONCILED	
ALEXIS MAENZ	91425	10/16/2023	ACCOUNTS_PA YABLE	472.25	Check	11/1/2023	RECONCILED	
ALLIED RESTAURANT SERV OF OHIO	91426	10/16/2023	ACCOUNTS_PA YABLE	960.00	Check	11/1/2023	RECONCILED	
AMY HUNDLEY	91427	10/16/2023	ACCOUNTS_PA YABLE	198.64	Check	11/1/2023	RECONCILED	
ASHLEY BUGG	91428	10/16/2023	ACCOUNTS_PA YABLE	127.84	Check	11/1/2023	RECONCILED	
ATLAS SYSTEMS, INC. B.A.S.A.	91429	10/16/2023	ACCOUNTS_PA YABLE	115.52	Check	11/1/2023	RECONCILED	
	91430	10/16/2023	ACCOUNTS_PA YABLE	660.00	Check	11/1/2023	RECONCILED	
BLICK ART MATERIALS	91431	10/16/2023	ACCOUNTS_PA YABLE	49.23	Check	11/1/2023	RECONCILED	
BRENDA KREBEHENNE	91432	10/16/2023	ACCOUNTS_PA YABLE	56.33	Check	11/1/2023	RECONCILED	
BRICKER GRAYDON LLP	91433	10/16/2023	ACCOUNTS_PA YABLE	791.00	Check	11/1/2023	RECONCILED	
DISCOVERY EDUCATION	91434	10/16/2023	ACCOUNTS_PA YABLE	9,650.00	Check	11/1/2023	RECONCILED	
EQUIPARTS CORP	91435	10/16/2023	ACCOUNTS_PA YABLE	830.91	Check	11/1/2023	RECONCILED	
FLINN SCIENTIFIC	91436	10/16/2023	ACCOUNTS_PA YABLE	29.30	Check	11/1/2023	RECONCILED	
FREDERICKTO WN ATHLETIC BOOSTERS CLUB	91437	10/16/2023	ACCOUNTS_PA YABLE	953.80	Check		OUTSTANDING	
FRONTIER	91438	10/16/2023	ACCOUNTS_PA YABLE	1,354.44	Check	11/1/2023	RECONCILED	
GAME ONE	91439	10/16/2023	ACCOUNTS_PA YABLE	496.82	Check	11/1/2023	RECONCILED	
GORDON FLESCH COMPANY, INC.	91440	10/16/2023	ACCOUNTS_PA YABLE	8,350.00	Check	11/1/2023	RECONCILED	
GRAU ELECTRIC LTD	91441	10/16/2023	ACCOUNTS_PA YABLE	2,108.99	Check	11/1/2023	RECONCILED	
J.W. PEPPER & SON, INC.	91442	10/16/2023	ACCOUNTS_PA YABLE	128.89	Check	11/1/2023	RECONCILED	
JULIA deJONGe	91443	10/16/2023	ACCOUNTS_PA YABLE	156.99	Check	11/1/2023	RECONCILED	
KEITH CONKLING	91444	10/16/2023	ACCOUNTS_PA YABLE	47.19	Check	11/1/2023	RECONCILED	
KJ'S TEES & SWEATS	91445	10/16/2023	ACCOUNTS_PA YABLE	1,500.00	Check	11/1/2023	RECONCILED	
LYNN CARD COMPANY	91446	10/16/2023	ACCOUNTS_PA YABLE	309.00	Check	11/1/2023	RECONCILED	
MATTHEW BURGGRAF	91447	10/16/2023	ACCOUNTS_PA YABLE	210.83	Check	11/1/2023	RECONCILED	
MATTHEW HAZLETT	91448	10/16/2023	ACCOUNTS_PA YABLE	800.00	Check	11/1/2023	RECONCILED	
MEMORIAL OCC. HEALTH PHYS.	91449	10/16/2023	ACCOUNTS_PA YABLE	387.00	Check	11/1/2023	RECONCILED	

## North Union Local Schools October 2023 Check Register

Primary Name	Check #	Date	Type	Amount	Check Type	Reconcile Date	Status	Void Date
NATIONAL FFA ORGANIZATION	91450	10/16/2023	ACCOUNTS_PAYABLE	\$ 327.00	Check	11/1/2023	RECONCILED	
NICK HAJJAR	91451	10/16/2023	ACCOUNTS_PAYABLE	127.60	Check	11/1/2023	RECONCILED	
NORTH CENTRAL OHIO ESC	91452	10/16/2023	ACCOUNTS_PAYABLE	850.00	Check	11/1/2023	RECONCILED	
OHIO HISTORY CONNECTION	91453	10/16/2023	ACCOUNTS_PAYABLE	1,870.00	Check		OUTSTANDING	
PAT'S PRINT SHOP	91454	10/16/2023	ACCOUNTS_PAYABLE	727.00	Check	11/1/2023	RECONCILED	
PLOTNER HARDWARE	91455	10/16/2023	ACCOUNTS_PAYABLE	233.54	Check	11/1/2023	RECONCILED	
QUILL	91456	10/16/2023	ACCOUNTS_PAYABLE	13.59	Check	11/1/2023	RECONCILED	
RIGHTWAY FOOD SERVICE	91457	10/16/2023	ACCOUNTS_PAYABLE	17,393.14	Check	11/1/2023	RECONCILED	
RIVER VALLEY HIGH SCHOOL	91458	10/16/2023	ACCOUNTS_PAYABLE	100.00	Check		OUTSTANDING	
ROGER'S TIRE SERVICE, LLC	91459	10/16/2023	ACCOUNTS_PAYABLE	5,186.00	Check	11/1/2023	RECONCILED	
RURAL KING	91460	10/16/2023	ACCOUNTS_PAYABLE	91.22	Check	11/1/2023	RECONCILED	
SC STRATEGIC SOLUTIONS, LLC	91461	10/16/2023	ACCOUNTS_PAYABLE	345.03	Check	11/1/2023	RECONCILED	
SCHOLASTIC ART MAGAZINE	91462	10/16/2023	ACCOUNTS_PAYABLE	215.76	Check	11/1/2023	RECONCILED	
SIDELINE POWER	91463	10/16/2023	ACCOUNTS_PAYABLE	21.00	Check	11/1/2023	RECONCILED	
STANTON'S SHEET MUSIC	91464	10/16/2023	ACCOUNTS_PAYABLE	440.30	Check	11/1/2023	RECONCILED	
STAPLES BUSINESS DELIVERY	91465	10/16/2023	ACCOUNTS_PAYABLE	1,040.96	Check	11/1/2023	RECONCILED	
STERLING PAPER	91466	10/16/2023	ACCOUNTS_PAYABLE	11,060.28	Check	11/1/2023	RECONCILED	
THE OHIO STATE UNIVERSITY	91467	10/16/2023	ACCOUNTS_PAYABLE	688.00	Check		OUTSTANDING	
THE SCHOOL PLANNER COMPANY	91468	10/16/2023	ACCOUNTS_PAYABLE	705.07	Check	11/1/2023	RECONCILED	
TRANSFINDER	91469	10/16/2023	ACCOUNTS_PAYABLE	3,700.00	Check	11/1/2023	RECONCILED	
TREASURER STATE OF OHIO	91470	10/16/2023	ACCOUNTS_PAYABLE	633.00	Check	11/1/2023	RECONCILED	
TRITHIUM SOLUTIONS, LLC	91471	10/16/2023	ACCOUNTS_PAYABLE	1,620.00	Check	11/1/2023	RECONCILED	
TROPHIES & MORE	91472	10/16/2023	ACCOUNTS_PAYABLE	120.00	Check	11/1/2023	RECONCILED	
WELL KAW GLASS, INC.	91473	10/16/2023	ACCOUNTS_PAYABLE	340.00	Check	11/1/2023	RECONCILED	
ZIMMERMAN SCHOOL EQUIPMENT	91474	10/16/2023	ACCOUNTS_PAYABLE	22,797.92	Check	11/1/2023	RECONCILED	
ALLIED RESTAURANT SERV OF OHIO	91475	10/25/2023	ACCOUNTS_PAYABLE	282.43	Check		OUTSTANDING	
AMERICAN RED CROSS	91476	10/25/2023	ACCOUNTS_PAYABLE	5.00	Check	11/1/2023	RECONCILED	
ASHLEY BUGG	91477	10/25/2023	ACCOUNTS_PAYABLE	127.84	Check		OUTSTANDING	
BREANNA	91478	10/25/2023	ACCOUNTS_PAYABLE	30.00	Check	11/1/2023	RECONCILED	

## North Union Local Schools

### October 2023 Check Register

Primary Name	Check #	Date	Type	Amount	Check Type	Reconcile Date	Status	Void Date
JACKSON			YABLE					
COLUMBIA GAS OF OHIO	91479	10/25/2023	ACCOUNTS_PA YABLE	\$ 1,379.76	Check		OUTSTANDING	
DARLENE ALLISON	91480	10/25/2023	ACCOUNTS_PA YABLE	310.95	Check	11/1/2023	RECONCILED	
EQUIPARTS CORP	91481	10/25/2023	ACCOUNTS_PA YABLE	74.73	Check	11/1/2023	RECONCILED	
ESC OF CENTRAL OHIO	91482	10/25/2023	ACCOUNTS_PA YABLE	3,853.39	Check	11/1/2023	RECONCILED	
ESC OF NORTHEAST OHIO	91483	10/25/2023	ACCOUNTS_PA YABLE	125.00	Check	11/1/2023	RECONCILED	
EWELL EDUCATIONAL SERVICES	91484	10/25/2023	ACCOUNTS_PA YABLE	540.00	Check		OUTSTANDING	
FRANK VITT	91485	10/25/2023	ACCOUNTS_PA YABLE	175.00	Check	11/1/2023	RECONCILED	
GARMANN/MILLER & ASSOCIATES	91486	10/25/2023	ACCOUNTS_PA YABLE	8,453.00	Check	11/1/2023	RECONCILED	
GIPPER MEDIA, INC	91487	10/25/2023	ACCOUNTS_PA YABLE	625.00	Check	11/1/2023	RECONCILED	
HERITAGE COOPERATIVE	91488	10/25/2023	ACCOUNTS_PA YABLE	11,710.29	Check	11/1/2023	RECONCILED	
ILENE MICHA	91489	10/25/2023	ACCOUNTS_PA YABLE	1,108.00	Check	11/1/2023	RECONCILED	
JARED EVANS	91490	10/25/2023	ACCOUNTS_PA YABLE	110.51	Check	11/1/2023	RECONCILED	
JEFF KLINE	91491	10/25/2023	ACCOUNTS_PA YABLE	75.00	Check		OUTSTANDING	
JONES SCHOOL SUPPLY COMPANY, I	91492	10/25/2023	ACCOUNTS_PA YABLE	1,561.25	Check	11/1/2023	RECONCILED	
LEVAN'S EXCAVATING, INC	91493	10/25/2023	ACCOUNTS_PA YABLE	31,600.00	Check	11/1/2023	RECONCILED	
LIFE TRACK SERVICES	91494	10/25/2023	ACCOUNTS_PA YABLE	1,800.00	Check	11/1/2023	RECONCILED	
LUMEN	91495	10/25/2023	ACCOUNTS_PA YABLE	54.88	Check	11/1/2023	RECONCILED	
MADISON/CHAMPAIGN ESC	91496	10/25/2023	ACCOUNTS_PA YABLE	73,512.45	Check	11/1/2023	RECONCILED	
MUSIC THEATER INTERNATIONAL	91497	10/25/2023	ACCOUNTS_PA YABLE	590.00	Check		OUTSTANDING	
OHSAA	91498	10/25/2023	ACCOUNTS_PA YABLE	20.00	Check		OUTSTANDING	
PAT'S PRINT SHOP	91499	10/25/2023	ACCOUNTS_PA YABLE	1,008.00	Check	11/1/2023	RECONCILED	
PIONEER MANUFACTURING COMPANY	91500	10/25/2023	ACCOUNTS_PA YABLE	298.95	Check	11/1/2023	RECONCILED	
PLOTNER HARDWARE	91501	10/25/2023	ACCOUNTS_PA YABLE	176.26	Check	11/1/2023	RECONCILED	
RAMSEY SOLUTIONS	91502	10/25/2023	ACCOUNTS_PA YABLE	1,949.35	Check		OUTSTANDING	
RAPTOR	91503	10/25/2023	ACCOUNTS_PA YABLE	2,250.00	Check	11/1/2023	RECONCILED	
REBECCA WADE	91504	10/25/2023	ACCOUNTS_PA YABLE	14.97	Check	11/1/2023	RECONCILED	
RETTIG MUSIC, INC.	91505	10/25/2023	ACCOUNTS_PA YABLE	190.00	Check	11/1/2023	RECONCILED	
ROBOTEVENTS	91506	10/25/2023	ACCOUNTS_PA YABLE	4,508.66	Check	11/1/2023	RECONCILED	
RUSH TRUCK	91507	10/25/2023	ACCOUNTS_PA	200.00	Check	11/1/2023	RECONCILED	

## North Union Local Schools October 2023 Check Register

Primary Name	Check #	Date	Type	Amount	Check Type	Reconcile Date	Status	Void Date
CENTERS			YABLE					
SCHOOL PRIDE	91508	10/25/2023	ACCOUNTS_PA YABLE	\$ 7,680.00	Check	11/1/2023	RECONCILED	
SCOTT MARUNIAK	91509	10/25/2023	ACCOUNTS_PA YABLE	455.07	Check	11/1/2023	RECONCILED	
SHAWN DYER	91510	10/25/2023	ACCOUNTS_PA YABLE	180.00	Check		OUTSTANDING	
SONUS ENTERTAINMENT, LTD	91511	10/25/2023	ACCOUNTS_PA YABLE	199.00	Check		OUTSTANDING	
STAPLES BUSINESS DELIVERY	91512	10/25/2023	ACCOUNTS_PA YABLE	747.00	Check	11/1/2023	RECONCILED	
TAMMY BORDERS	91513	10/25/2023	ACCOUNTS_PA YABLE	412.63	Check	11/1/2023	RECONCILED	
THOMAS JOLLIFF	91514	10/25/2023	ACCOUNTS_PA YABLE	6,000.00	Check	11/1/2023	RECONCILED	
THOMAS LISH-BROWN	91515	10/25/2023	ACCOUNTS_PA YABLE	900.00	Check	11/1/2023	RECONCILED	
TRANSPORTATION ACCESSORIES	91516	10/25/2023	ACCOUNTS_PA YABLE	720.66	Check	11/1/2023	RECONCILED	
UNION COUNTY SHERIFF'S OFFICE	91517	10/25/2023	ACCOUNTS_PA YABLE	40.00	Check	11/1/2023	RECONCILED	
VEX ROBOTICS, INC.	91518	10/25/2023	ACCOUNTS_PA YABLE	2,080.26	Check		OUTSTANDING	
ALLIED RESTAURANT SERV OF OHIO	91519	10/30/2023	ACCOUNTS_PA YABLE	354.64	Check		OUTSTANDING	
BEVERLY WASSERBECK	91520	10/30/2023	ACCOUNTS_PA YABLE	68.78	Check	11/1/2023	RECONCILED	
BLICK ART MATERIALS	91521	10/30/2023	ACCOUNTS_PA YABLE	136.80	Check		OUTSTANDING	
BLUUM OF MINNESOTA, LLC	91522	10/30/2023	ACCOUNTS_PA YABLE	3,948.00	Check		OUTSTANDING	
BULLSEYE SPECIALTY PRINTING	91523	10/30/2023	ACCOUNTS_PA YABLE	506.80	Check	11/1/2023	RECONCILED	
CHEER ZONE	91524	10/30/2023	ACCOUNTS_PA YABLE	60.95	Check		OUTSTANDING	
EDGE DOCUMENT SOLUTIONS, LLC	91525	10/30/2023	ACCOUNTS_PA YABLE	162.66	Check		OUTSTANDING	
EFFECTIVE UTILITY	91526	10/30/2023	ACCOUNTS_PA YABLE	3,036.00	Check	11/1/2023	RECONCILED	
HARTMAN PUBLISHING INC	91527	10/30/2023	ACCOUNTS_PA YABLE	382.21	Check		OUTSTANDING	
HUBERT COMPANY LLC	91528	10/30/2023	ACCOUNTS_PA YABLE	2,793.66	Check		OUTSTANDING	
HUDL	91529	10/30/2023	ACCOUNTS_PA YABLE	9,400.00	Check		OUTSTANDING	
KEITH CONKLING	91530	10/30/2023	ACCOUNTS_PA YABLE	241.04	Check	11/1/2023	RECONCILED	
NATIONAL COUNCIL OF TEACHERS	91531	10/30/2023	ACCOUNTS_PA YABLE	99.00	Check		OUTSTANDING	
NATIONAL FFA ORGANIZATION	91532	10/30/2023	ACCOUNTS_PA YABLE	2,920.00	Check		OUTSTANDING	
NRG BUSINESS MARKETING,	91533	10/30/2023	ACCOUNTS_PA YABLE	1,807.74	Check		OUTSTANDING	

## North Union Local Schools October 2023 Check Register

Primary Name	Check #	Date	Type	Amount	Check Type	Reconcile Date	Status	Void Date
LLC								
OASSA	91534	10/30/2023	ACCOUNTS_PAYABLE	\$ 199.00	Check		OUTSTANDING	
OHIO COUNCIL OF TEACHERS OF OHIO FFA ASSOCIATION	91535	10/30/2023	ACCOUNTS_PAYABLE	40.00	Check		OUTSTANDING	
OHIO FFA ASSOCIATION	91536	10/30/2023	ACCOUNTS_PAYABLE	3,435.00	Check		OUTSTANDING	
OHIO FFA CAMPS, INC.	91537	10/30/2023	ACCOUNTS_PAYABLE	1,457.50	Check		OUTSTANDING	
PICKAWAY COUNTY E.S.C.	91538	10/30/2023	ACCOUNTS_PAYABLE	230.00	Check	11/1/2023	RECONCILED	
PLOTNER HARDWARE	91539	10/30/2023	ACCOUNTS_PAYABLE	30.22	Check	11/1/2023	RECONCILED	
RICHARD BAIRD	91540	10/30/2023	ACCOUNTS_PAYABLE	95.30	Check	11/1/2023	RECONCILED	
RURAL KING	91541	10/30/2023	ACCOUNTS_PAYABLE	161.82	Check		OUTSTANDING	
SCHOOL SPECIALTY LLC	91542	10/30/2023	ACCOUNTS_PAYABLE	713.20	Check		OUTSTANDING	
TAMI HUCKABA	91543	10/30/2023	ACCOUNTS_PAYABLE	49.90	Check	11/1/2023	RECONCILED	
TOLEDO PHYSICAL EDUCATION SUPP	91544	10/30/2023	ACCOUNTS_PAYABLE	1,000.66	Check		OUTSTANDING	
TREASURER, STATE OF OHIO	91545	10/30/2023	ACCOUNTS_PAYABLE	50.00	Check		OUTSTANDING	
WEBSTER BANK	91546	10/30/2023	ACCOUNTS_PAYABLE	111,001.45	Check		OUTSTANDING	
	992700	10/4/2023	PAYROLL	475,675.56	Electronic	11/1/2023	RECONCILED	
NORTH UNION LOCAL BOARD OF ED.	992701	10/4/2023	ACCOUNTS_PAYABLE	14,842.80	Electronic	11/1/2023	RECONCILED	
NORTH UNION LOCAL BOARD OF ED.	992702	10/10/2023	ACCOUNTS_PAYABLE	10,000.00	Electronic	11/1/2023	RECONCILED	
	992703	10/18/2023	PAYROLL	472,768.70	Electronic	11/1/2023	RECONCILED	
NORTH UNION LOCAL BOARD OF ED.	992704	10/18/2023	ACCOUNTS_PAYABLE	14,110.44	Electronic	11/1/2023	RECONCILED	
NORTH UNION LOCAL BOARD OF ED.	992705	10/18/2023	ACCOUNTS_PAYABLE	143,644.00	Electronic	11/1/2023	RECONCILED	
NORTH UNION LOCAL BOARD OF ED.	992706	10/18/2023	ACCOUNTS_PAYABLE	2,000.00	Electronic	11/1/2023	RECONCILED	
STARK COUNTY COG	992707	10/18/2023	ACCOUNTS_PAYABLE	291,712.85	Electronic	11/1/2023	RECONCILED	
STARK COUNTY COG	992708	10/18/2023	ACCOUNTS_PAYABLE	300.00	Electronic	11/1/2023	RECONCILED	
<b>Grand Total</b>				<b>\$ 2,293,108.01</b>				